

HTP partial thread

Value engineered for ultimate efficiency

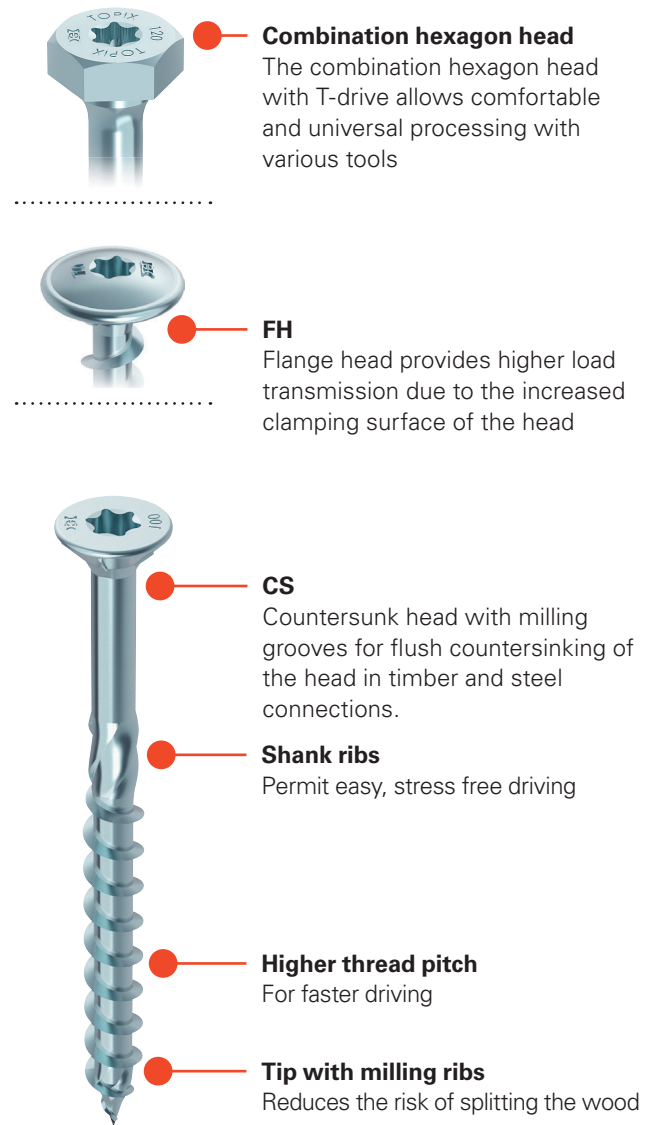
Designers and installers alike can appreciate the wide range of timber connection possibilities within the HTP range. Generally used in laterally loaded connections, HTP partially threaded screws undergo a proprietary heat treatment process that results in superior bending yield strength, while maintaining incredible ductility. Generally a 90 degree bend is achieved without fracture of an HTP screw.

The revolutionary point and shank geometry of HTP partially threaded screws makes installation quick and effortless. A drilling tip with specially crafted milling ribs enables installation at reduced spacing without cracking of the timber members, even without pre-drilling. Shank ribs on these screws slightly enlarge the hole after the threaded part of the timber connection, minimizing the torque to install by reducing the friction effect of the shank and ensuring an efficient installation process. With a wide range of application flexibility, effortless installation without pre-drilling, superior bending yield strength and unbelievable ductility; HTP partially threaded screws epitomize value engineering, while ensuring the most secure connections.

Product Information

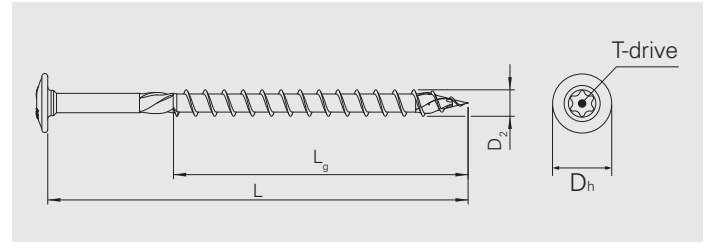
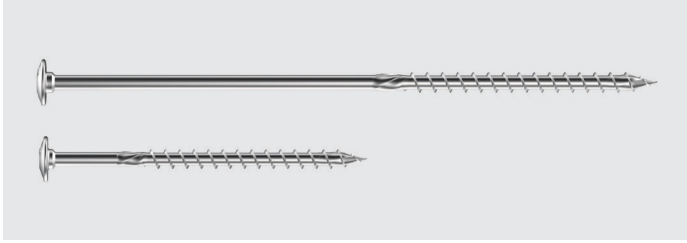
- No pre-drilling required
- Faster driving
- Reduced risk of splitting the wood
- Lower driving torque

Approvals



HTP flange head

For use in
dry, interior
applications



Features

- Flange head
- T-drive
- Partial thread
- Bright zinc plated, A3K
- Carbon steel

Approvals




Material

CHROME (VI) FREE +

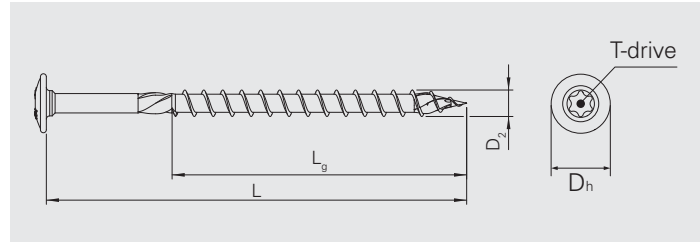


1/4" (6 mm) Carbon steel flange head

Product code type	Diameter (D ₂)		Nominal length (L)		Thread length (L _g)		Head dia. (D _h)		Drive 	Carton qty
	in	mm	in	mm	in	mm	in	mm		
HTP-T-FH-PT-6.0×100	1/4"	6.0	3-7/8"	100	2-3/8"	60	9/16"	14.0	T30	100
HTP-T-FH-PT-6.0×120			4-3/4"	120	2-7/8"	72				
HTP-T-FH-PT-6.0×140			5-1/2"	140						
HTP-T-FH-PT-6.0×160			6-1/4"	160						
HTP-T-FH-PT-6.0×180			7-1/8"	180						
HTP-T-FH-PT-6.0×200			7-7/8"	200						
HTP-T-FH-PT-6.0×220			8-5/8"	220						
HTP-T-FH-PT-6.0×240			9-1/2"	240						
HTP-T-FH-PT-6.0×260			10-1/4"	260						
HTP-T-FH-PT-6.0×280			11-1/8"	280						
HTP-T-FH-PT-6.0×300			11-3/4"	300						

HTP flange head

For use in
dry, interior
applications



Features

- Flange head
- T-drive
- Partial or full thread
- Bright zinc plated, A3K
- Carbon steel

Approvals



Material

CHROME (VI) FREE +

5/16" (8 mm) Carbon steel flange head

Full thread

Product code type	Diameter (D ₂)		Nominal length (L)		Thread length (L _g)		Head dia. (D _h)		Drive	Carton qty
	in	mm	in	mm	in	mm	in	mm		
HTP-T-FH-FT-8.0×80	5/16"	8.0	3-1/8"	80	2-7/8"	74	11/16"	18.0	T40	50
HTP-T-FH-FT-8.0×100			3-7/8"	100	3-3/4"	94				
HTP-T-FH-FT-8.0×120			4-3/4"	120	4-1/2"	114				

Partial thread

Product code type	Diameter (D ₂)		Nominal length (L)		Thread length (L _g)		Head dia. (D _h)		Drive	Carton qty
	in	mm	in	mm	in	mm	in	mm		
HTP-T-FH-PT-8.0×120	5/16"	8.0	4-3/4"	120	2-7/8"	72	11/16"	18.0	T40	50
HTP-T-FH-PT-8.0×140			5-1/2"	140	3-7/8"	100				
HTP-T-FH-PT-8.0×160			6-1/4"	160						
HTP-T-FH-PT-8.0×180			7-1/8"	180						
HTP-T-FH-PT-8.0×200			7-7/8"	200						
HTP-T-FH-PT-8.0×220			8-5/8"	220						
HTP-T-FH-PT-8.0×240			9-1/2"	240						
HTP-T-FH-PT-8.0×260			10-1/4"	260						
HTP-T-FH-PT-8.0×280			11"	280						
HTP-T-FH-PT-8.0×300			11-3/4"	300						
HTP-T-FH-PT-8.0×320			12-5/8"	320						
HTP-T-FH-PT-8.0×340			13-3/8"	340						
HTP-T-FH-PT-8.0×360			14-1/8"	360						
HTP-T-FH-PT-8.0×380			15"	380						
HTP-T-FH-PT-8.0×400			15-3/4"	400						
HTP-T-FH-PT-8.0×420			16-1/2"	420						
HTP-T-FH-PT-8.0×460			18-1/8"	460						
HTP-T-FH-PT-8.0×500			19-5/8"	500						

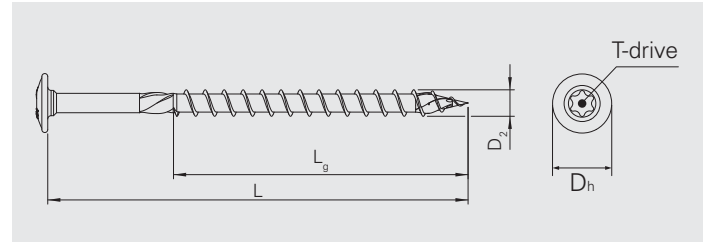
Note: Short lengths may resemble full thread configuration.

Products with HTP-T-FH-FT designation do not have shank ribs and are threaded to within 1/4" of the head.

All information is non-binding and without guarantee. Before using the products, all specifications and calculations must be checked by a suitably qualified person and local regulations must be observed. This document is subject to revision. We reserve the right to make technical changes. (08/2023, V1.03, TW7001)

HTP flange head

For use in
dry, interior
applications



Features

- Flange head
- T-drive
- Partial or full thread
- Bright zinc plated, A3K
- Carbon steel

Approvals



Material


CHROME (VI) FREE +

3/8" (10 mm) Carbon steel flange head

Full thread

Product code type	Diameter (D ₂)		Nominal length (L)		Thread length (L _g)		Head dia. (D _h)		Drive	Carton qty
	in	mm	in	mm	in	mm	in	mm		
HTP-T-FH-FT-10.0×80	3/8"	10.0	3-1/8"	80	2-7/8"	73	7/8"	22.5	T40	50
HTP-T-FH-FT-10.0×100			3-7/8"	100	3-5/8"	93				
HTP-T-FH-FT-10.0×120			4-3/4"	120	3-7/8"	100				

Partial Thread

Product code type	Diameter (D ₂)		Nominal length (L)		Thread length (L _g)		Head dia. (D _h)		Drive 	Carton qty				
	in	mm	in	mm	in	mm	in	mm						
HTP-T-FH-PT-10.0×140	3/8"	10.0	5-1/2"	140	3-1/4"	84	7/8"	22.5	T40	50				
HTP-T-FH-PT-10.0×160			6-1/4"	160	3-7/8"	100								
HTP-T-FH-PT-10.0×180			7-1/8"	180										
HTP-T-FH-PT-10.0×200			7-7/8"	200										
HTP-T-FH-PT-10.0×220			8-5/8"	220										
HTP-T-FH-PT-10.0×240			9-1/2"	240										
HTP-T-FH-PT-10.0×260			10-1/4"	260										
HTP-T-FH-PT-10.0×280			11"	280										
HTP-T-FH-PT-10.0×300			11-3/4"	300										
HTP-T-FH-PT-10.0×320			12-5/8"	320										
HTP-T-FH-PT-10.0×340			13-3/8"	340										
HTP-T-FH-PT-10.0×360			14-1/8"	360										
HTP-T-FH-PT-10.0×380			15"	380										
HTP-T-FH-PT-10.0×400			15-3/4"	400										

Note: Short lengths may resemble full thread configuration.

Products with HTP-T-FH-FT designation do not have shank ribs and are threaded to within 1/4" of the head.