Fundermax Max Compact

TUF-S-6xL



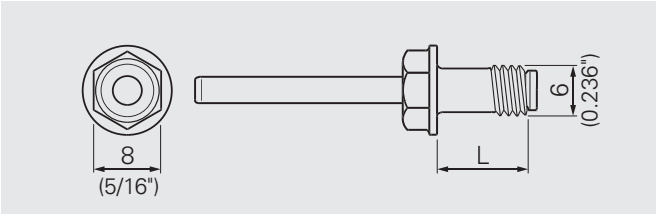

Specification TUF-S
Mandrel: Carbon steel zinced
Sleeve: Stainless steel A4, Material number 1.4401, AISI 316 (Stainless steel 316)

Predrilling instructions
Ø panel = 6 mm (0.236") to create with special SFS drill bit
Ø bracket = 6.5–7.0 mm (0.256"–0.276")
TUF-S-6x**L** = Embedment + Bracket

Pull-out load F_z

Part II (blind side) Material	t_{II}	Embedment	TUF-S per bracket	TUF-S distance	Test results N (lbf) $F_{z,\,avg}$	s
Fundermax	10 mm (0.394")	7 mm (0.276")	2x	20 mm (0.785")	5790 (1301)	209 (47)

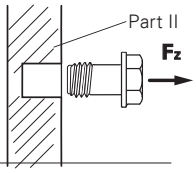

Remarks: Support ring-Ø 135 mm (5.3")

Shear load F_Q

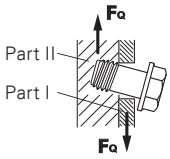

Part II (blind side) Material	t_{II}	Embedment	Part I (setting sided) Grade	t_I	L	TUF-S per bracket	TUF-S distance	Test results N (lbf) $F_{Q,\,avg}$	s
Fundermax	10 mm (0.394")	7 mm (0.276")	AlMg3	2 mm (0.079")	9 mm (0.354")	2x	20 mm (0.785")	10864 (2442)	337 (76)

Remarks: FQ, avg is measured after a bracket displacement of max 3 mm (0.118")

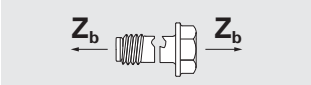

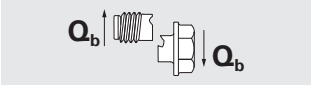

Tensile breaking load Z_b (N)
$Z_b \geq$ 8,780 N (1974 lbf)

Shear breaking load Q_b (N)
$Q_b \geq$ 6,530 N (1468 lbf)

US
T 800 234 4533
us.sfs.com

Canada
T 866 847 5400
ca.sfs.com

Imperial values are approximate conversions.